

**CMOS/LVCMOS HF XO  
AE-X03CXX-X Series**

Rev. F

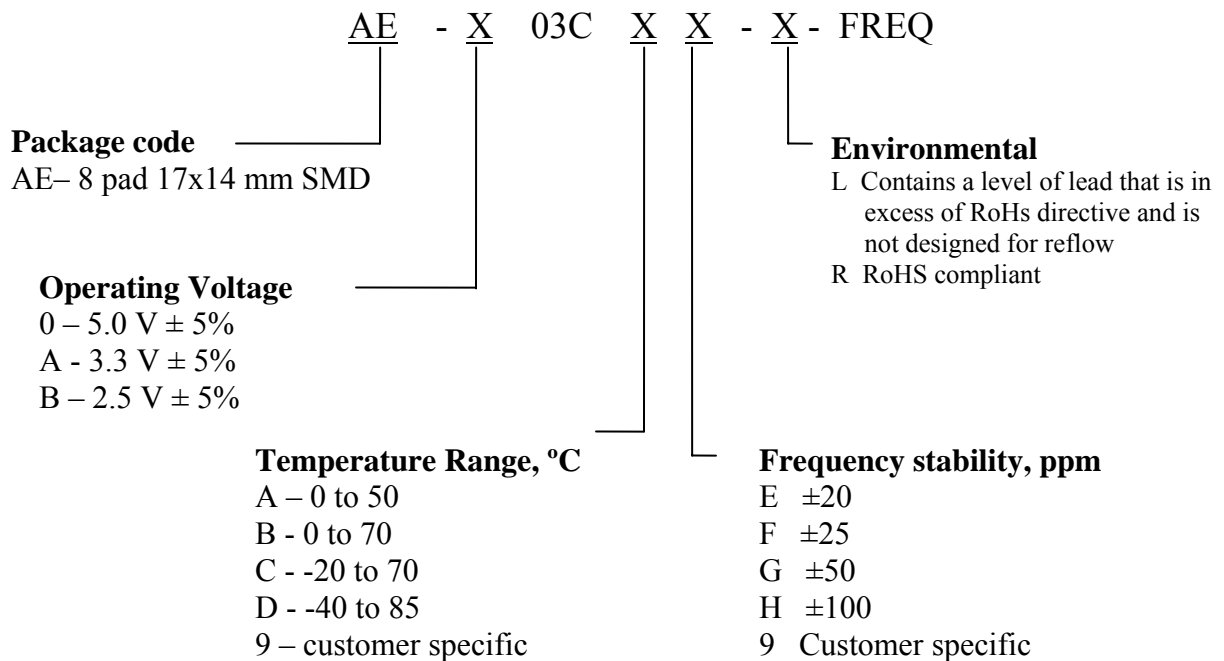
**Description**

The **AE-X03CXX Series** of crystal oscillators (XO) provides high frequency with CMOS/LVCMOS output. The device does not use any frequency multiplication, providing exceptionally low Phase Noise and Jitter. It's packaged in a miniature, FR-4 based 17x14 mm SMD package.

**Applications and Features**

- Frequency Synthesizers, Exceptionally Low Phase Noise Reference
- High Reliability – NEL HALT/HASS qualified for crystal oscillator start-up conditions
- Extremely Low Phase Noise and Jitter
- No Multiplication
- SONET ± 20 ppm overall free-run stability available
- High Shock Resistance, to 1000g
- COTS/Dual use

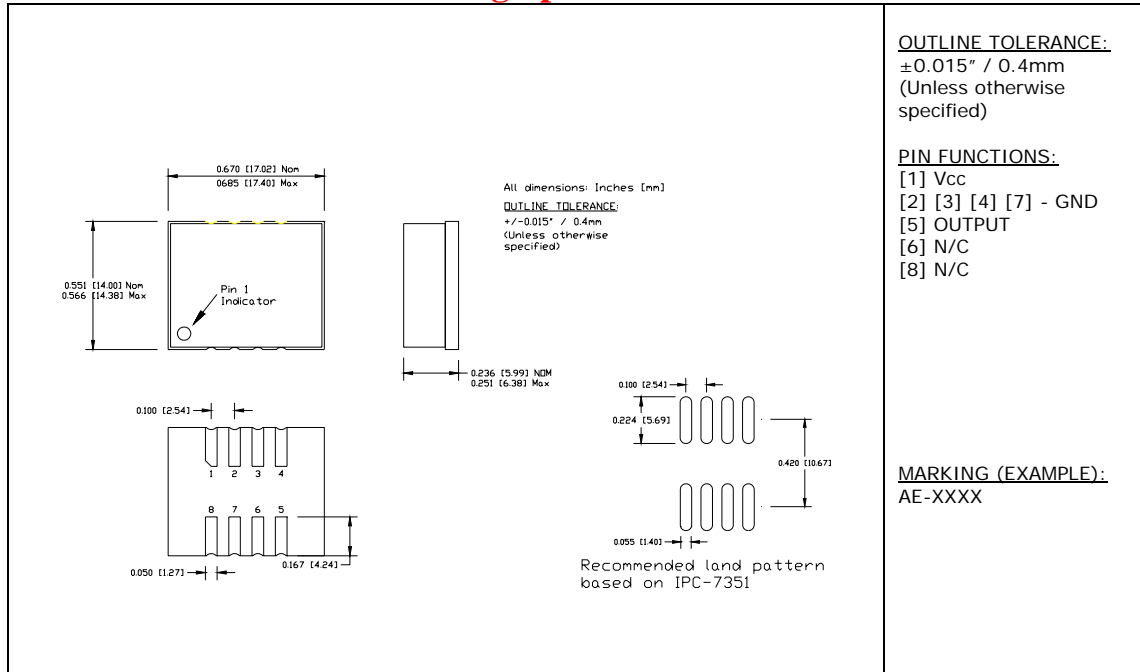
**Creating a Part Number**



**AE-X03CXX-X Series**

**Rev. F**

**Drawing Specification**



**Absolute Maximum Ratings**

Parameter	Symbol	Value	Unit
Operating Temperature Range	To	-40 to +85	°C
Storage Temperature Range	Tst	-50 to +90	°C
Supply Voltage	Vcc	-0.5 to 5.5	V



## AE-X03CXX-X Series

### Electrical Parameters

### Rev. F

Parameter		Symb	Conditions, Note	MIN	TYP	MAX	Unit
Nominal Frequency		Fo		12		250	MHz
Supply Voltage		Vcc	Code 0 Code A Code B	4.75 3.135 2.375	5.0 3.3 2.5	5.25 3.465 2.625	V
Supply current		Icc	No load, Vcc = 3.3 V 40 MHz			80	mA
Output Logic Type					CMOS		
Load					15 pF/10 KOhm		Ohm
Output Levels		Voh Vol	overall	0.9Vcc		0.1 Vcc	V
Duty Cycle (Symmetry)			At 50% Vcc	45/55	50/50	55/45	%
Rise/Fall Time		Tr/Tf	0.2Vcc to 0.8 Vcc; F< 70 MHz 70 MHz<F< 125 MHz 125MHz<F<250MHz		3 2 1.5	5 3 2.5	ns
<b>Jitter</b>	Integrated, RMS	J	Integrated from Phase Noise, 12 KHz to 20 MHz , RMS		0.1	0.15	ps
			100Hz to 80KHz,RMS			0.8	ps
			50 KHz to 80 MHz		0.2		ps
	Wavecrest characterized	Random period,		2.5		ps	
		Accumul. , pk-to-pk		17		ps	
		Determin.		0		ps	
Sub-harmonics					None		dBc
Phase Noise		£(Δf)	125 MHz, 3.3 V	@ 10 Hz @100 Hz @1 KHz @10KHz @100KHz @>1MHz	-80 -110 -140 -170 -172 -175	-75 -105 -135 -168 -170 -172	dBc/Hz
Frequency Stability, over all conditions		ΔF/F	See chart		±50		ppm



AE-X03CXX-X Series

Rev. F

Typical Phase Noise at 100 MHz



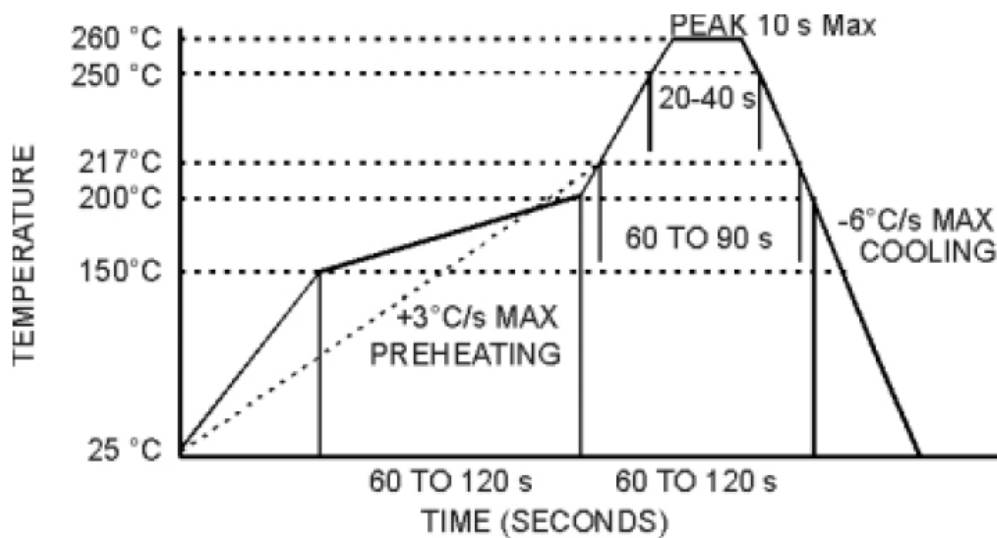
**AE-X03CXX-X Series**

**Rev. F**

**Environmental and Mechanical Characteristics**

<b>Operating temp. range</b>	see part # table
<b>Mechanical Shock</b>	Per MIL-STD-202, Method 213, Cond. A
<b>Thermal Shock</b>	Per MIL-STD-883, Method 1011, Cond. A
<b>Vibration</b>	Per MIL-STD-883, Method 2007, Cond. A
<b>Hermetic Seal</b>	Leak rate less than $5 \times 10^{-8}$ atm.cc/s of helium, crystal only.
<b>Soldering conditions</b>	See MAX reflow profile below; The device may be reflowed once. Reflowing upside down is not allowed. NO CLEAN assembly is recommended.

**MAX Reflow Profile**



The device may be reflowed once. Reflowing upside down is not allowed. NO CLEAN assembly is recommended.

